





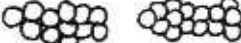






DESCRIPTIVE GLOSSARY









Bacillus-rod 
 pairs 
 chains 

Coccus-spheres 
 pairs (diplococcus) 
 chains (streptococcus) 
 clusters (staphylococcus) 
 sarcina (cubical packets of eight) 

Spore Location

central 
 terminal 
 subterminal 

Streak Plate Colonies

circular - round, edges unbroken and smooth 
 entire - smooth edge
 filamentous - fine threads 
 flat - close to surface of media 
 irregular - colonies not uniform in shape 
 punctiform - very small visible colonies 
 raised - thick growth with elevated edges 
 rhizoid - thick and root-like character 
 wavy - irregular edge 

Slant Cultures

beaded - small colonies
 brittle - breaks easily when touched with inoculating
 needle