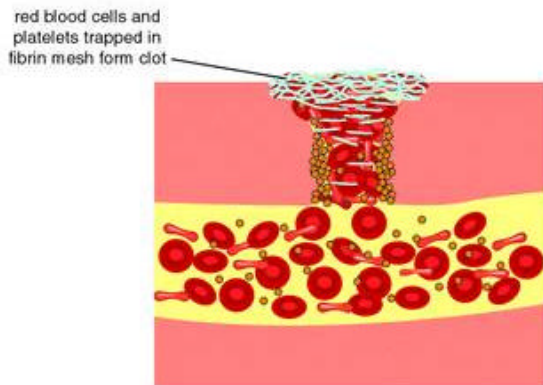
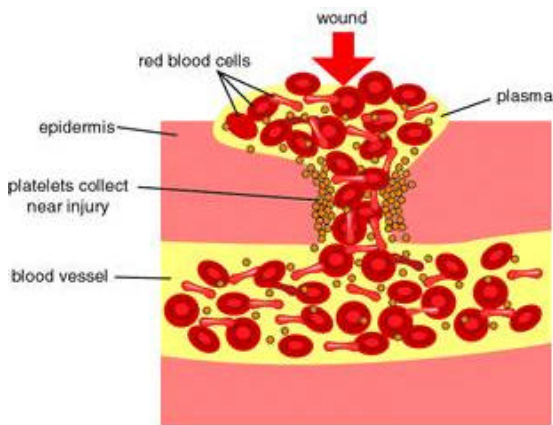
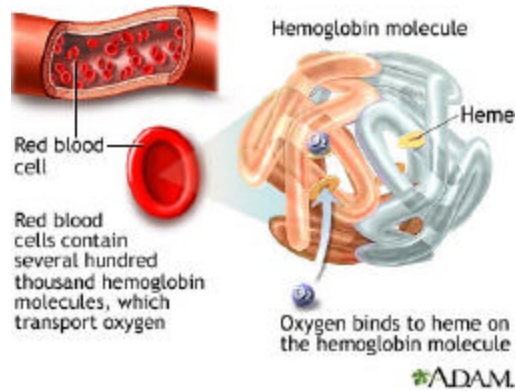
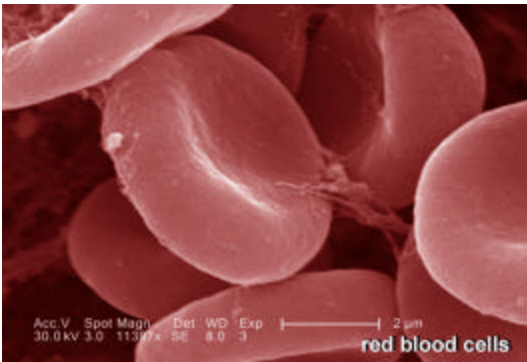


# THE BLOOD – (a picture book)



- injured tissues and platelets release the clotting factor **prothrombin activator** and **calcium ions**
- ↓
- prothrombin activator converts the blood protein prothrombin to **thrombin**
- ↓
- thrombin splits **fibrinogen** to form **fibrin**
- ↓
- fibrin fibres form a mesh over wound, trapping red blood cells and platelets
- ↓
- bleeding stops
- ↓
- clot hardens and becomes smaller
- ↓
- new cells grow to repair wound site
- ↓
- enzyme **plasmin** is released to dissolve clot





Neutrophils



Eosinophils



Basophils



Lymphocytes



Monocytes



Platelets



Erythrocytes